









Emily UMC: (re)Gathering Plan

October 15, 2020

It is to be understood that phases and recommendations might shift based on recommendations from: the Centers for Disease Control, the Minnesota Department of Health, Crow Wing County Health and Human Services, and the Minnesota Annual Conference of the UMC. We will use [Act Now](#) as our primary resource for metrics, as they update daily. We've also included a second source from the MDH 14 Day Case Rate report for Schools, which updates weekly. ++ This document will be shared to our website, with weekly metrics included in the enews (Act Now numbers pulled on Wednesday for current week enews)

Gathering Phases	Range (Daily Cases per 100K)
 High Risk. No In-Person Gatherings	over 25
 High-Mid. Small Group Gatherings Indoors	10- 25
 Low-Mid. Small Group Gatherings Indoors	1-10
 Low. In-Person Worship & Small Groups	under 1

https://covidactnow.org/us/mn/county/crow_wing_county?s=1109249

Gathering Phases	Range (14 Day Rate per 10K)
 High Risk. No In-Person Gatherings	over 30
 High-Mid. Small Group Gatherings Indoors	20-30
 Low-Mid. Small Group Gatherings Indoors	10-20
 Low. In-Person Worship & Small Groups	under 10

MDH Data for Schools: 14 Day Case Rate

BUILDING GUIDELINES

These guidelines are expected to be followed during any phase and location.

- ☐ Any person entering the building is asked to:
 - ☐ Check Symptoms
 - ☐ Wear a Mask (*we have some available*)
 - ☐ Sanitize Hands
 - ☐ Sign in
 - ☐ Attendance is kept for office records, but are not shared publicly
 - ☐ Maintain 6 ft distances from others
 - ☐ Groups should follow group guidelines for cleaning.
 - ☐ During initial phases, we ask that bathrooms use be limited.
- ☐ Note: at this time, the Emily Office at Park is open by appointment only
- ☐ See [Best Practices Guidelines](#) for more information


Moving Between Phases

In addition to following metrics from Act Now and MDH the following will be required to move between phases:

- ☐ (re)Gathering plans have been created, approved, and implemented
- ☐ Cleaning plans are in place, able to be executed.
- ☐ Volunteers have been recruited and trained.
- ☐ Plans have been communicated to staff, congregation, renters
- ☐ We will follow state guidelines for sizes of social gatherings, understanding that increased numbers for worship should be followed for worship, but not other church functions.
- ☐ Guidelines from our Bishop and state allow for such gatherings.
- ☐ Our leadership and pastors discern this is the *right* time for our congregation to enter this phase.

Gathering Phases: The Details

Red Phase: High Risk


Gathering Phases		14 Day Rate per 10K	Daily Cases per 100K
	High Risk. No In-Person Gatherings	over 30	over 25
	High-Mid. Small Group Gatherings Indoors	20-30	10 - 25
	Low-Mid. Small Group Gatherings Indoors	10-20	1 - 10
	Low. In-Person Worship & Small Groups	under 10	under 1

MDH Data for Schools: 14 Day Case Rate

Act Now

During this phase, all worship and small groups will be exclusively online. The building will be closed.
 Funerals, wedding and other special events or outside groups will follow same guidelines.

Orange Phase: Mid-High Risk

	Gathering Phases	14 Day Rate per 10K	Daily Cases per 100K
	High Risk. No In-Person Gatherings	over 30	over 25
	High-Mid. Small Group Gatherings Indoors	20-30	10 - 25
	Low-Mid. Small Group Gatherings Indoors	10-20	1 - 10
	Low. In-Person Worship & Small Groups	under 10	under 1

MDH Data for Schools: 14 Day Case Rate


Act Now

During this phase, we will invite persons to small group gathering indoors.
Worship will continue online. The building will be closed, except by appointment.

Outdoor Small Group Gathering Guidelines

- ☐ Groups must follow gathering guidelines, which include: tracking attendance, maintaining distances, checking for symptoms, and wearing masks (*small groups may remove masks once all persons are seated*). We recommend limiting meeting to under an hour.
- ☐ No food, drinks, or singing is allowed in phase orange.
- ☐ MDH continues to recommend persons over the age of 65 and those with underlying conditions to stay home and not attend in person gatherings.
- ☐ Funerals, wedding and other special events or outside groups will follow same guidelines.

Yellow Phase: Low-Mid Risk

	Gathering Phases	14 Day Rate per 10K	Daily Cases per 100K
	High Risk. No In-Person Gatherings	over 30	over 25
	High-Mid. Small Group Gatherings Indoors	20-30	10 - 25
	Low-Mid. Small Group Gatherings Indoors	10-20	1 - 10
	Low. In-Person Worship & Small Groups	under 10	under 1
		MDH Data for Schools: 14 Day Case Rate	Act Now

During this phase, we will allow small groups to meet indoors, following gathering guidelines. Worship will continue online. The building is closed, except by appointment.

Indoor Small Group Gathering Guidelines

- ☐ Host to reserve space and agree to cleaning the space following use.
- ☐ Groups must follow gathering guidelines, which include: tracking attendance, maintaining distances, checking for symptoms, and wearing masks at all times.
- ☐ We recommend limiting meeting to under an hour.
- ☐ Groups may not sing, or have food or drink.
- ☐ *This may include small group worship opportunities*
 - ☐ Online worship will continue as a primary focus
 - ☐ Gathering protocol would follow small group guidelines for gathering
 - ☐ Ushers will seat and dismiss households
 - ☐ Worship will not include singing, touching, or fellowship time.
 - ☐ This small group worship may consist of creative options, such as: a casual or midweek service.
 - ☐ Communion will be prepackaged.
 - ☐ Pastor, Worship leader to remain 16 ft from congregation. No sharing mic

Other Guidelines

- ☐ Worship continues online
- ☐ Persons over the age of 65 and those with underlying conditions are strongly encouraged to stay home and not attend in person gatherings.
- ☐ Funerals, wedding and other special events or outside groups will follow same guidelines.

Green Phase: Low Risk

Gathering Phases	14 Day Rate per 10K	Daily Cases per 100K
High Risk. No In-Person Gatherings	over 30	over 25
High-Mid. Small Group Gatherings Indoors	20-30	10 - 25
Low-Mid. Small Group Gatherings Indoors	10-20	1 - 10
Low. In-Person Worship & Small Groups	under 10	under 1

MDH Data for Schools: 14 Day Case Rate

Act Now

During this phase, we will allow worship and small groups indoors, following gathering guidelines.
Worship will also continue to be available online.

Indoor Worship and Group Gathering Guidelines

- ❑ Basic Gathering Guidelines continue to be enforced, as recommended by CDC, MDH, et al.
 - ❑ This may include symptom checks, distancing, attendance, masks, hand sanitizer, etc.
- ❑ We will shift to in person worship as a primary worship experience, however worship & Sunday School continue to be offered online and via at home worship guides.
 - ❑ Worship will continue in a new, modified format.
 - ❑ Communion will likely continue to be offered in a modified/alternative way. We will look to best recommendations at the time.
 - ❑ Singing. We will likely still not be singing as previously, depending on current recommendations, we *may* be able to resume limited amounts of singing. We will know we can safely resume singing when choirs, concerts and other singing groups resume as well.
 - ❑ Fellowship time may resume after church with restrictions.
 - ❑ *For example: Hosting person will be gloved and serve by placing food on plates, pouring drinks. Server handles silverware and plates, handing them to each person. Safe kitchen guidelines enforced (wash hands before handling food, wear gloves when handling food, wipe down all surfaces with bleach water after use, wash and sanitize dishes through the dish washer, etc.) Best practices for food, gatherings will be adhered to.*
- ❑ Funerals, wedding and other special events or outside groups will follow same guidelines.
- ❑ Larger scale events and outreach efforts resume